


NAHREP's 2015 State of Hispanic Homeownership Report states that:

 **57 MILLION**
The U.S. Hispanic population in 2015 (18 percent of total U.S. pop.)

 **42,491**
Hispanic household median annual income in 2014


 Hispanic homeownership spiked upward in 2015 ...

 ... even though overall homeownership rates in the country went down

 **5 YEARS**
of consecutive growth in Hispanic homeownership

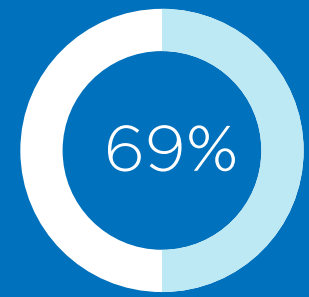
AREAA's 2015 State of Asia America Report states that:

 **19.4 MILLION**
The U.S. AAPI population in 2015

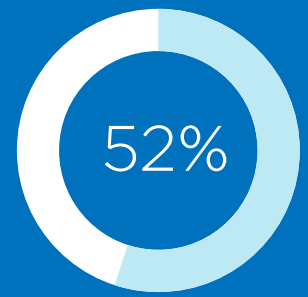
 AAPI received the largest share - in number and monetary value - of purchase money mortgages of any minority group in 2015

 **72,472**
AAPI household median annual income in 2015 (highest of any U.S. racial group)

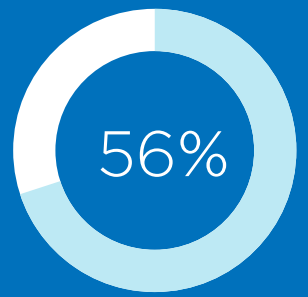
 **1.8 MILLION**
Projected amount of additional Asian households formed by 2024



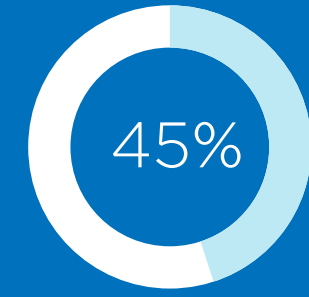
69% of total net growth in U.S. homeownership in 2015 is attributed to Hispanics



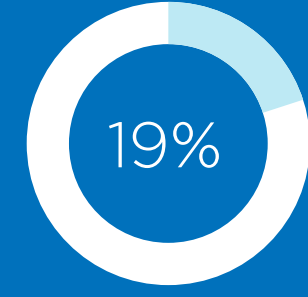
52% of new homeowners between 2010 and 2030 are projected to be Hispanic



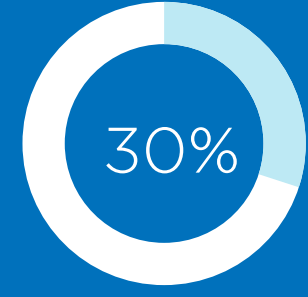
56% of new household formations in the past 5 years are attributed to Hispanics



45% Growth of AAPI population between 2000 and 2010. AAPI is the fastest growing minority group in the U.S.



19% More spent by Asian Americans on housing in 2015 (when compared to U.S. general population)



30% More likely to invest in non-primary residence real estate = Asian Americans